

User Manual

Element Activator

Generation 2

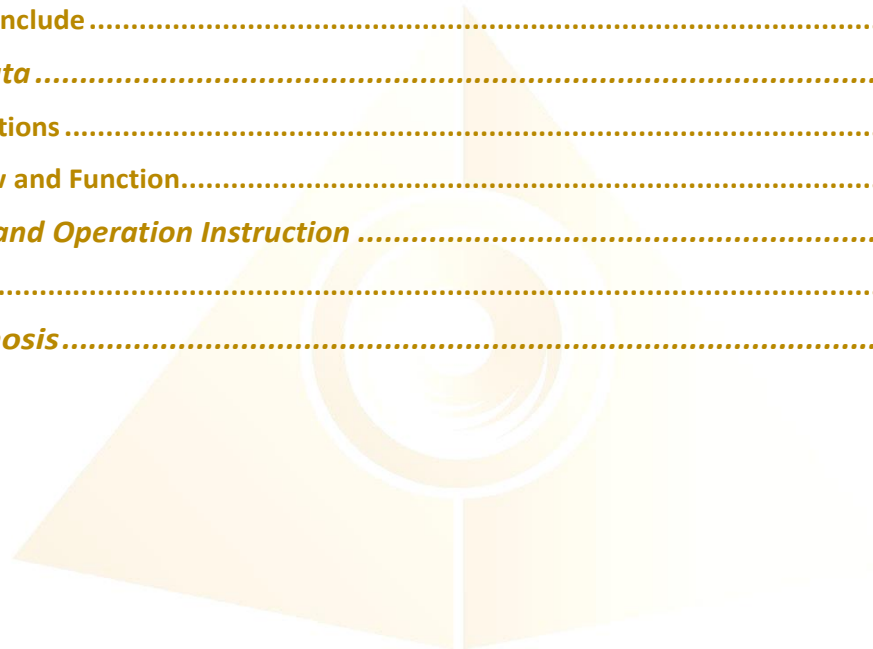


Please read the manual before using the tools.

Version 3.1

Table of Contents

1	General Notes.....	2
1.1	Product Feature and Intend Use	2
1.2	Warning	2
1.3	Warranty	3
1.4	Precautions	3
1.5	Maintenance	4
1.6	Product Include	4
2	Technical Data	5
2.1	Specifications	5
2.2	Overview and Function.....	6
3	Installation and Operation Instruction	7
3.1	Setup	7
4	Fault Diagnosis.....	8



1 General Notes

1.1 Product Feature and Intend Use

Thank you for using Light Mandalas Product. Element Activator has been in good condition before leaving factory.

Element Activator is designed for combined exposure to a pulsed magnetic field in two frequency bands (48.5 and 171 kHz) and the optical flow of the red, green and blue bands of the spectrum for:

- stimulation of the skin for cosmetic and aesthetic purposes in the form of an independent procedure or after applying cosmetic creams or oils of vegetable origin.
- stimulation of reflex zones of the skin in order to improve the quality of life and active longevity in the form of an independent procedure or after application of vegetable oils.
- activation of liquid media (beverages, liquid food, creams, oils, etc.).

Element Activator is a powerful device which best to use in the home, sports, relaxation and cosmetic institutions.

1.2 Warning

Pay close attention to each safety REMARK and WARNING statement in the manual. This manual contains important operation information.

This product is in perfect condition before delivery, please check all accessory when unpacking the unit.

In order to safely and effectively use this product, please be sure to read this “User Manual” for the proper method usage.

1.3 Warranty

Each single product passes through a quality process. Nevertheless, if failures occur, contact the customer service at once. The product is under 12 months (1 year) warranty effectively according to the delivery date stated on the warranty card.

Warranty does not apply to damages, which result from misuse or neglect. The warranty also expires if you dismantle the product or failed to provide the warranty card. The manufacturer is not liable for consequential damage or in case of a non-intended use of the product.

If a failure occurs during the warranty period the product will be replaced or repaired without further charges. The manufacturer reserves the right to exchange components of the product instead of repairing it. If the failure results from misuse or neglect the user has to pay for the repair cost. The freight cost and other costs will be depending on which T&C criteria the product falls into. In that case you may ask for a cost estimate beforehand.

1.4 Precautions

1. Please check Element Activator for damage during shipping. Do not use the device if any damage is discovered. If the device is damaged, please contact the dealer or Light Mandalas immediately
2. Do not disassemble or modify the device in any case.
3. Do not use the device outdoors when rains
4. Places the device in a well ventilated area.
5. Keep dry and avoid excessive humidity, heat or dust.
6. Do not look directly into the light to avoid harm eyes.
7. Disconnect power when cleaning the tool or not in use.
8. Light Mandalas products are working on energetic level. The standard benefit is energy clearance. During the process, your body and mind can be uncomfortable. The symptoms associated with overly rapid clearance of toxins. If those detox symptoms are too strong, you may need to stop using the products. You have to allow the clearance or detox to proceed and you can start to try the products afterwards. However, if the issues still remain the same, it may need to be completely discontinued for your own safety.

1.5 Maintenance

1. Clean with soft cloth, humid tissue moistened with water or a water based glass cleaner.
2. In order to guarantee the fixture works properly, it's essential to keep it clean.

1.6 Product Include

- | | |
|--------------------------|----|
| 1. Element Activator | x1 |
| 2. Silica Disk Cover | |
| 3. Micro USB Power Cable | x1 |
| 4. Bag | x1 |



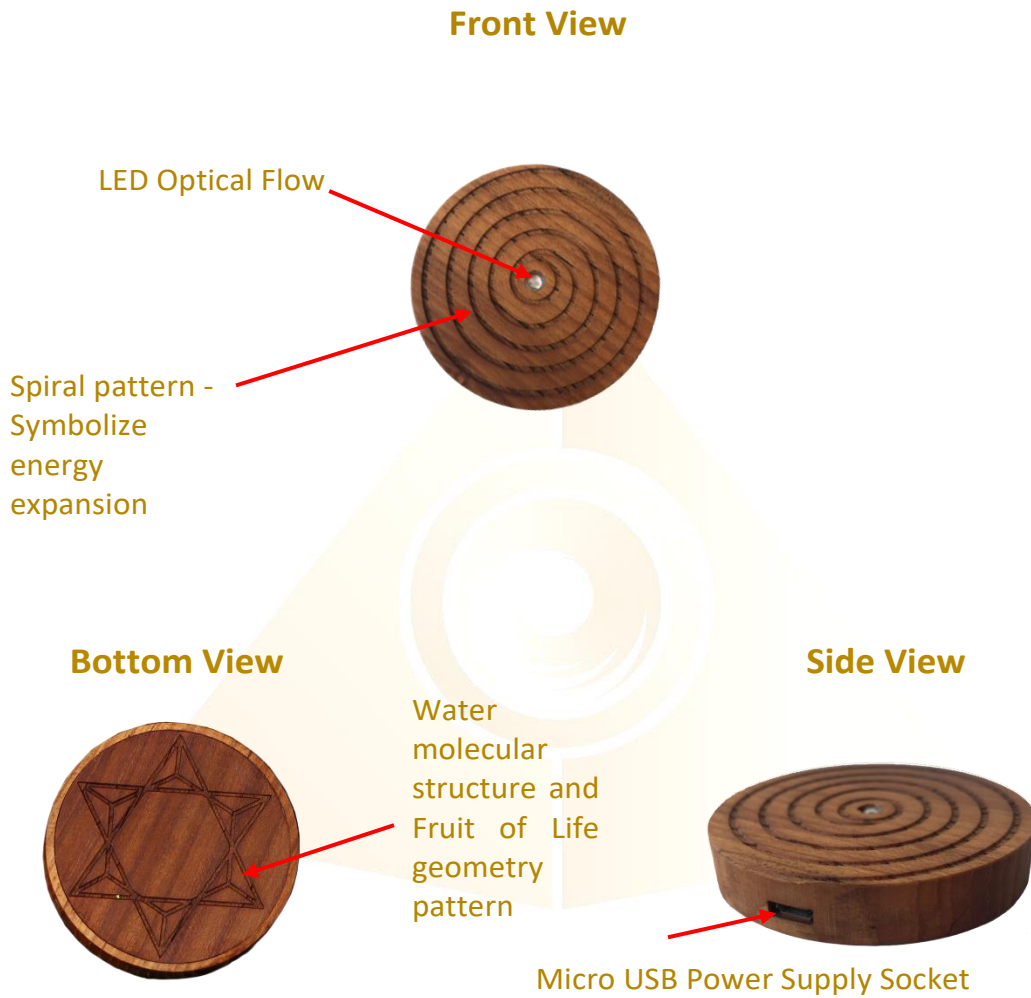
2 Technical Data

2.1 Specifications


Input Voltage:	5V 0.8A (minimum)
Power of Optical Flow:	maximum not less than 50mW
Electromagnetic Radiation:	RED 0.63 – 0.65 microns GREEN 0.54 – 0.57 mm BLUE 0.45 – 0.47 mm
Magnetic field induction on the surface unit:	(150 ± 30) mT
Operation modulation frequency:	48.5 kHz and 171 kHz
Working environment:	Indoor (+10 —35 °C) 6 hours continually operation
Case Color:	Pearl White
Case Material:	High impact polystyrene
Dimension:	Diameter = 64 mm, depth = 22 mm
Gross Weight:	0.43kg

2.2 Overview and Function

- Element Activator



- Silica Disk Cover



3 Installation and Operation Instruction

3.1 Setup


1. To turn ON the Device, connect the provided micro USB power cable to the device power socket.



2. Connect the other end of the micro USB power cable to the power supply like charger adapter, power bank or computer. Please notice that the minimum input power should be 5V 0.8A minimum.
3. Wait few seconds for the device to initialize. Blinking LED optical flow indicates the device is ready.
4. To turn OFF the device, remove the micro USB power cable from the device.

4 Fault Diagnosis

Failures	Remedies
The light pulse is unusual/different when plugged into power bank	As Element Activator power requirement is little, its draw power might not successfully trigger the power bank to release full power. Try to plug in phone charging cable into the other power bank USB port to charge your phone to allow power bank to release full power.



Shall there be any inquiry, please contact us for further support.

Light Mandalas Co., Ltd. (Thailand Headquarters):

- **Light Mandalas Website:** www.light-mandalas.com
- **Official:** info@light-mandalas.com
- **WeChat Support ID:** tianyuan0336,
- **Technical Support Email:** chatchai@light-mandalas.com
- **Training Support Email:** m.maychell@light-mandalas.com

Local agents contacts:

- **Japan:** japan@light-mandalas.com
- **Taiwan:** james.lu.bbl@gmail.com, acgangel650002@gmail.com, taiwan@light-mandalas.com
- **Hong Kong:** hongkong@light-mandalas.com
- **Singapore:** singapore@light-mandalas.com
- **Malaysia:** malaysia@light-mandalas.com
- **Hungary:** hungary@light-mandalas.com
- **Switzerland, Germany, Austria, Netherlands:** info@light-mandalas.ch
- **France, Spain:** france-spain@light-mandalas.com
- **USA:** usa@light-mandalas.com
- **New Zealand, Australia:** sally.yu@light-mandalas.com