



# User Manual

## Mandala Harmonizer



Please read the manual before using the tools.

Version 1.0

# Table of Contents

<b>1. General Notes .....</b>	<b>2</b>
1.1. Product Feature and Intend Use .....	2
1.2. Introduction .....	2
1.3. Warning .....	3
1.4. Warranty .....	4
1.5. Precautions .....	4
1.6. Maintenance .....	4
1.7. Product Include .....	5
<b>2. Technical Data .....</b>	<b>6</b>
2.1. Specifications .....	6
2.2. Overview and Function.....	6
<b>3. Installation and Operation Instruction .....</b>	<b>8</b>
3.1. Setup .....	8
3.2. Charging Setup .....	8
3.2.1. Battery Charging Status.....	9
3.3. Remote Control Operation .....	9
3.4. Mandala Harmonizer Basic Operation .....	11
3.4.1. Harmonization for Human or others living being .....	11
3.4.2. Harmonization for room or space.....	12
3.4.3. Energy Transfer or Imprint. ....	13
3.4.4. Tips of using Mandala Harmonizer .....	14
3.5. Application Reference .....	14
3.5.1. Program for specific Issue .....	14
3.5.2. Specific time of Application .....	15
3.5.3. Chakra Application.....	16
3.5.4. Application on the time for Maximum Organs Energy .....	17
<b>4. Studies and Results after using Mandala Harmonizer.....</b>	<b>19</b>

## 1. General Notes

### 1.1. Product Feature and Intend Use

**Thank you for using Light Mandalas Product. Mandala Harmonizer has been in good condition before leaving factory.**

**Mandala Harmonizer** is designed as universal broadband harmonizing generator-modulator, which forms a natural stabilizing electromagnetic background in three frequency ranges (0, 05 - 2 kHz, a range of light and music audio series in the manual mode) in the room where it is installed.

- acts as a personal bio-corrector device, with the specific program that targets the organs and chakras for harmonizing and adjusting their frequency.
- adjust the space energy or tune your vibration into harmony stage immediately.
- transfer, program and imprint a specific energy resonance to any objects, liquid, person picture and etc.

**Mandala Harmonizer** comes with a remote control which includes all 15 harmonization programs. You can simply choose your preferred program for a specific purpose or just play with a basic mode that will circulate all 15 programs for general complete harmonization.

**Mandala Harmonizer** is a powerful device which is suitable for everyone and best to use in the home, sports, relaxation and cosmetic institutions.

### 1.2. Introduction

In recent years, the notion of electromagnetic smog, which has the additional load and a huge negative impact on the human body, causing chronic stress, increasingly began to appear in the media.

The flares on the sun, the rotation of the moon around the earth, geopathic zones generate this type of electromagnetic burdens (due to distortion of the magnetic field of the Earth), TV radiation, radio, electrical communications, long-term work with the computer, ignition coils automobile engines, the work household appliances: vacuum

cleaner, fan, juicer, meat grinder, coffee mill, monitor TVs, computers, microwave ovens, cell phones and etc.

People have tried to solve the problem of electromagnetic overload for a long time, using a variety of protective and shielding devices, improving the Bio-corrector of electromagnetic radiation characteristics (amplitude, frequency, vector, direction), creating a counter-wave, multi-screens, and even psychic protection devices.

Unfortunately, all these attempts have not yielded in positive results because the frequency, amplitude and electromagnetic radiation power of different devices' emitters are in such a wide range. It has not been possible to develop a universal instrument to compensate for all of the existing spectra of electromagnetic smog. Basically, all the developers have gone towards the creation of protective equipment such as cellular phones.

Now, we have been developed methods and devices for creating an electromagnetic field around a person, multiple or similar natural electromagnetic fields. For example, the modeled field similar to the radiation of objects such as forest and, in particular, the radiation of a birch grove. A positive impact on a person of these fields is known to everyone. Our body in such a chaotic flux of radiation is given a basic fulcrum on which he begins to tune. This person emerges from a "stress breakdown" and goes into a state of harmonization.

In numerous tests carried out in the varied electromagnetic environment using the Mandala Harmonizer of the electromagnetic background of any room (office, bedroom, kitchen, car, classroom, auditorium and etc.), an improvement of the human condition has been reliably established.

### **1.3. Warning**

Pay close attention to each safety REMARK and WARNING statement in the manual. This manual contains important operation information.

This product is in perfect condition before delivery, please check all accessory when unpacking the unit.

## 1.4. Warranty

Each single product passes through a quality process. Nevertheless, if failures occur, contact the customer service at once. The product is under 12 months (1 year) warranty effectively according to the delivery date stated on the warranty card.

Warranty does not apply to damages, which result from misuse or neglect. The warranty also expires if you dismantle the product or failed to provide the warranty card. The manufacturer is not liable for consequential damage or in case of a non-intended use of the product.

If a failure occurs during the warranty period the product will be replaced or repaired without further charges. The manufacturer reserves the right to exchange components of the product instead of repairing it. If the failure results from misuse or neglect the user has to pay for the repair cost. The freight cost and other costs will be depending on which T&C criteria the product falls into. In that case you may ask for a cost estimate beforehand.

## 1.5. Precautions

1. Please check Mandala Harmonizer for damage during shipping. Do not use the tool if any damage is discovered. If the tool is damaged, please contact the dealer or Light Mandalas immediately.
2. Do not disassemble or modify the tool in any case.
3. Do not use the tool outdoors when rains
4. Keep dry and avoid excessive humidity, heat or dust.
5. Disconnect power when cleaning the tool or not in use.

## 1.6. Maintenance

1. Clean with soft cloth, humid tissue moistened with water.
2. In order to guarantee the fixture works properly, it's essential to keep it clean.

## 1.7. Product Include

- |                       |    |
|-----------------------|----|
| 1. Mandala Harmonizer | x1 |
| 2. Remote Controller  | x1 |
| 3. Necklace Hook      | x1 |
| 4. Charger Cable      | x1 |
| 5. Bag                | x1 |



## 2. Technical Data

### 2.1. Specifications


<b>Power Supply</b>	Charger adapter 100-240VAC 50-60Hz convert to 5V 2A DC power
<b>Operating Temperature</b>	15°C to 35°C
<b>Operating Humidity</b>	40% up to 80% at a temperature of 25 °C
<b>Casing Material</b>	Golden Teak Wood
<b>Dimension</b>	100 x 74 x 20 mm (L x W x D)
<b>Weight</b>	95 g

### 2.2. Overview and Function

**Necklace Hook**

\*User can remove it if they wish to

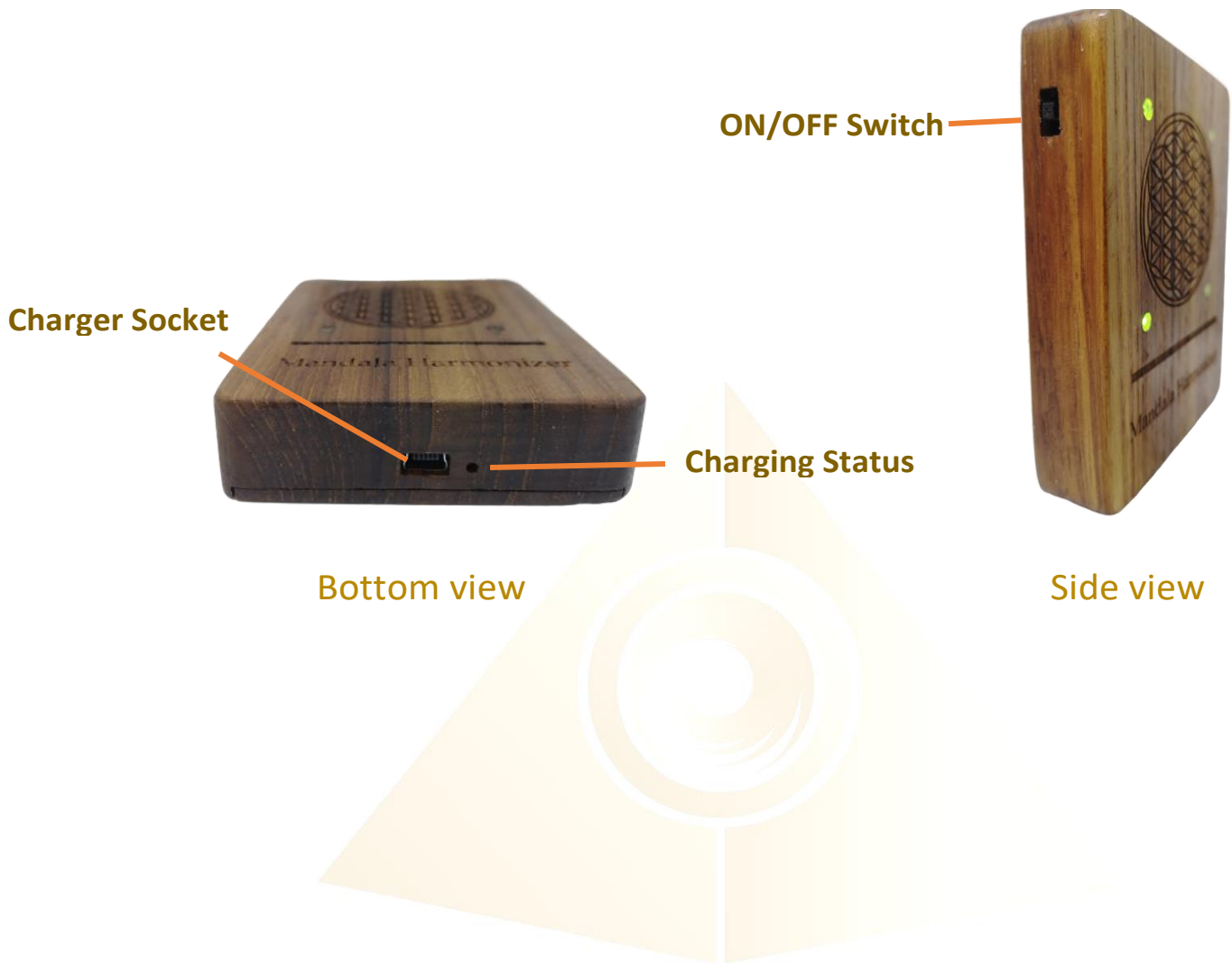
**LED light**



Front view



Back view





### 3. Installation and Operation Instruction

#### 3.1. Setup

1. To turn ON the Mandala Harmonize, push UP the ON/OFF button.



#### 3.2. Charging Setup

To charge the device, plug the cable into the socket (bottom of the device) and connect the other end of the cable (USB head) to power adapter, power bank or computer.



***Ensure the power supply is 5V 2A DC current.***



### 3.2.1. Battery Charging Status


The battery indicator will show when the power cable is plugged in.

RED = Battery is NOT FULL/ Charging

Green = Battery is FULL



***DON'T overcharge the battery in order to extend the battery life span.***



### 3.3. Remote Control Operation

Mandala Harmonizer comes with an Infrared Remote Control which includes 15 harmonization programs. User can choose their preferred program for specific purpose or just play with a basic default mode which will play all 15 programs in a loop continuously.



1. Default Mode: play all 15 programs in a loop continuously. Starting from 1<sup>st</sup> to 15<sup>th</sup> programs then in reverse order with interval of 1 second for each program.
2. Change Function:
  - a. Harmonization: all 4 LEDs blink simultaneously. For the use of Harmonization for human, room and space.
  - b. Imprint or Energy Transfer: LED blink in rotation sequential order – clockwise then counterclockwise. For the use of energy transfer or imprint.
3. Decrease volume
4. Increase volume
5. 15 specific harmonization programs



- *the effective distance for the remote control to function is within 1 meter from the device.*
- *point the remote control in a straight line to the center of the device (front side).*

## 3.4. Mandala Harmonizer Basic Operation

### 3.4.1. Harmonization for Human or others living being

**a. General Harmonization.** Place Mandala Harmonizer facing to your body to receive the harmonization frequency. The distance between Mandala Harmonizer and body is approximately 0.2 – 0.9 meter. No maximum time of usage limitation. Use the remote control to choose the specific program that you prefer or just play with default mode (all program circulate). And you can control the sound volume with the remote control to a comfortable level. Application way: Mediation, yoga-practicing, reading, coffee time and etc. It will generate a harmonization energy field that improves our mood, physical system, emotional calmness, better relaxation.

**b. Stress release and protect from the harmful electromagnetic field at work.** Place Mandala Harmonizer on your left side, facing towards the body. Mandala Harmonizer will generate the energetic wind flow that “blows away” those harmful electromagnetic field from computers, WIFI and other electronic devices. With this application, you can work with a peaceful harmony status and a clearer mind. With the Mandala Harmonizer’s harmonization programs, it definitely increases our body system functioning rate and decreases the stress from working circumstances. In the long-term use, a person will find a better performance in career tasks, higher contentment in their work and life.

**c. As a Chakra harmonizing device.** Place the Mandala Harmonizer on the specific chakra for 5-10 minutes with the harmonization programs. (Refer to chakra application table) You can do it anytime with a laying position and place the Mandala Harmonizer on your body. Inhale and exhale by nose only, focus on your heart chakra of the center of your body. With this breathing technique, we can easily regulate our Sympathetic nervous system and parasympathetic nervous system and get into a “Coherent Stage”. You will feel a deep relaxation, all our physical body system will start to activate and regulate. You can do it with a daily basis or anytime you need it.

**d. For specific task or performance booster.** You can place the Mandala Harmonizer on your left side as energy support when you are reading, having a presentation, doing research or any task that needs high concentration and focus.

**e. For healer.** With Mandala Harmonizer, now healers can cut off the negative energy exchange while doing healings. Place the Mandala Harmonizer on the left side of your

body, facing towards the patient. The energetic flow will push away the negative energy and sending harmonization energy to the patient too. This method is also suitable for the person that sensitive to other energy that create uncomfortable symptoms. Place the Mandala Harmonizer in front of you facing to other person or outside direction. With this method, it will protect a person from unnecessary energy connection.

**f. Use it when driving.** Place Mandala Harmonizer in your car while you are driving. Mandala Harmonizer will generate a harmonious energy field in the car. Everyone in the car will benefit from it with more relaxation, better alertness, less fatigue, reduce negative emotional impact from traffic, reduce the symptom of motion sickness.

### 3.4.2. Harmonization for room or space.

**a. General Space Harmonization.** Place Mandala Harmonizer at any place of space that facing South that follows the planet energy grid to achieve a bigger energy radiate torsion field. One Mandala Harmonizer supports approximately 5 to 6 meters cube space. For the bigger room, place the Mandala Harmonizer closer to a person for better results.

**b. Geopathic Energy Correction.** Place Mandala Harmonizer on the corner or place that is weaker in energy or a negative place in “Feng Shui”. Normally, a dark corner without lights or sunlight, closed space, washroom/bedroom/kitchen with no windows or bad air circulation will easily accumulate of negative energy, virus bacteria. With the Mandala Harmonizer, it will harmonize and support the energy for that place. For this kind of space, stick the Mandala Harmonizer on the wall facing the door or towards the airflow direction. Mandala Harmonizer can be turned 24 hours, all day.

**c. House/Room/Space Energy Shielding.** Place Mandala Harmonizer at the house/office room/business place entrance, as an energetic filter for the people who enter space. It will filter the negative vibration or unnecessary energy that carry by those people. With the Mandala Harmonizer turning on all the time at the entrance, it will create a shielding and filter for the negative energy that will be entering to space or the natural negative geopathic smog that will influence the space.

### 3.4.3. Energy Transfer or Imprint.

**a. General energy transfer.** Mandala Harmonizer operates as a transfer by generating a wide range of frequency spectrum to transfer information from the original substances into different carries. Place the Mandala Harmonizer facing North, the target for receiving the energy in front of Mandala Harmonizer (North). Place the original substances/object for transferring at the back or Mandala Harmonizer (South). Turn on Mandala Harmonizer with Energy Transfer default mode for 15 minutes for the energy transferring.

**b. Sending energy to a target person.** Place the Mandala Harmonizer facing North, the target person/place picture printing in Black and White in front of Mandala Harmonizer (North). Place the original substances/object for transferring at the back or Mandala Harmonizer (South). Turn on Mandala Harmonizer with default mode for 15-40 minutes for the energy sending / supporting.

**c. Tips for energy transferring usage.** Now you can benefit from Mandala Harmonizer in any of your creations while you are creating it. For example, we can transfer the essential oil energy when we are creating candles, soap, painting, engraving and etc. Simply place the Mandala Harmonizer follow the terms a. with the North-South direction in the process of creating, the energy of the specific substances/object will be transferred and include in the final creations.

***\*Notes: The energy that is transferred to the specific object retention rate or period will be different according to the materials and energy reaction that object with others. For an example, if we transfer the energy to a crystal and a plastic case, the energy of crystal will last longer than the plastic case. On the other hand, if we place the transferred object at a good vibration place, the energy can last longer than if we place the object at a low vibration environment. The reason of it, everything in the universe has a vibration and resonating together. When a positive vibration meets a negative vibration, the positive one will resonate and balance the negative side than its own energy will be consumed. If it doesn't get charged, the total energy will go lower time by time.***

### 3.4.4. Tips of using Mandala Harmonizer

a. Wear it on neck like a necklace.

The front side of the device facing towards body - sending harmonization to body.  
The front side of the device facing outwards - harmonization effect to the aura energy fields.

b. Put an empty wooden box under the Mandala Harmonizer while you are using it. It will create a torsion field for better results.

c. Place the Mandala Harmonizer on top of our Mandala Astral Star and Mandala VN Star for enhancing the healing result with extra harmonization programs. Our Mandala Astral Star and Mandala VN Star basics are the geometrical shape, color lights, crystal, and frequencies. Mandala Harmonizer is a harmonization frequency band, sound and LED photons. Both of them has a specific way of energy output and it creates the result in a different way of resonance.

## 3.5. Application Reference

### 3.5.1. Program for specific Issue

Program No.1	For skin and hair problems
Program No.2	Problems with the skin, bones, blood -mineral metabolism, musculoskeletal system
Program No.3	Improvement of microcirculation
Program No.4	Cleaning of the body
Program No.5	Improvement of digestion (initially)
Program No.6	Improvement of digestion (the final stages)
Program No.7	In case of problems with menstruation



Program No.8	Harmonization on the midrange
Program No.9	Water-salt metabolism, acid-base balance
Program No.10	Intestinal peristalsis (constipation)
Program No.11	Tracheo-bronchial drainage
Program No.12	Immunomodulation
Program No.13	Problems of neuro-endocrine regulation
Program No.14	Severe pain, eye problems, hearing
Program No.15	Harmonization at high frequencies

### 3.5.2. Specific time of Application

Program No.1	7pm-9pm, 11pm-3am.
Program No.2	5am,7am,9am,11am,1pm,3pm,5pm,7pm,9pm
Program No.3	11am-1pm, 5pm-7pm, 3am-5am
Program No.4	5pm-7pm, 1am-3am, 5am-7am
Program No.5	7am-9am, 1pm-3pm, 7pm-9pm, 11pm-3am
Program No.6	7am-9am, 1pm-3pm, 7pm-9pm, 11pm-3am
Program No.7	5am-7am, 9am-11am, 11am-1pm, 9pm-11pm



Program No.8	8am,10am,12pm,2pm,4pm,6pm,8pm,10pm
Program No.9	5am-7am, 9am-11am, 11am-1pm, 9pm-11pm
Program No.10	5pm-7pm, 1pm-3pm, 5pm-7pm,11pm-3am
Program No.11	3am-5am,5am-7am, 9am-11am,5pm-7pm
Program No.12	5am-7am, 9am-11am,3am-5am
Program No.13	7pm-9pm, 11pm
Program No.14	7pm-9pm, 11am-1pm
Program No.15	9pm-12am, 1am-4am

### 3.5.3. Chakra Application

Program No.1	First/Root Chakra
Program No.2	
Program No.3	Second/Sacrum Chakra
Program No.4	
Program No.5	Third/Solar Plexus Chakra
Program No.6	
Program No.7	Fourth/Heart Chakra

Program No.8

Program No.9

Fifth/Throat Chakra

Program No.10

Program No.11

Sixth/Third Eye Chakra

Program No.12

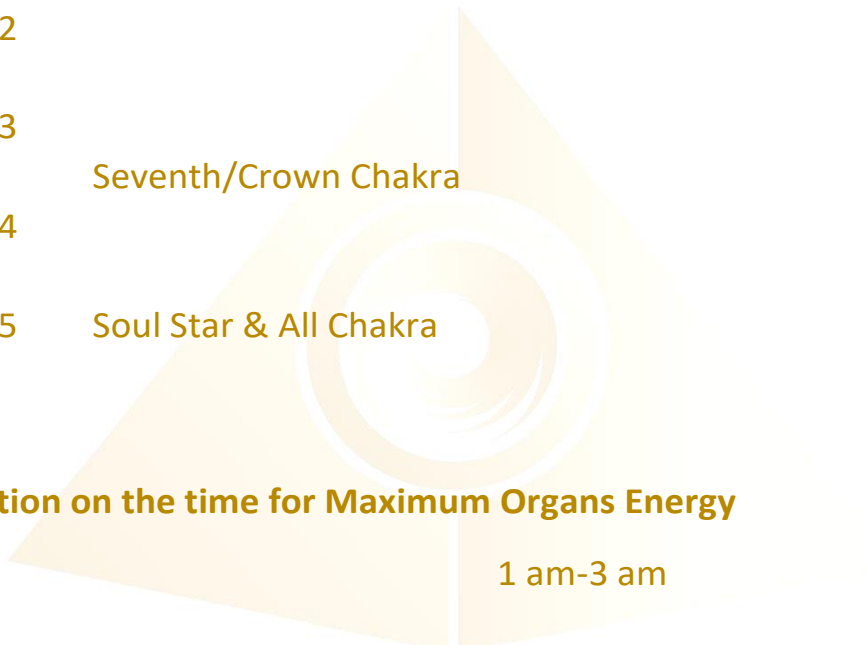
Program No.13

Seventh/Crown Chakra

Program No.14

Program No.15

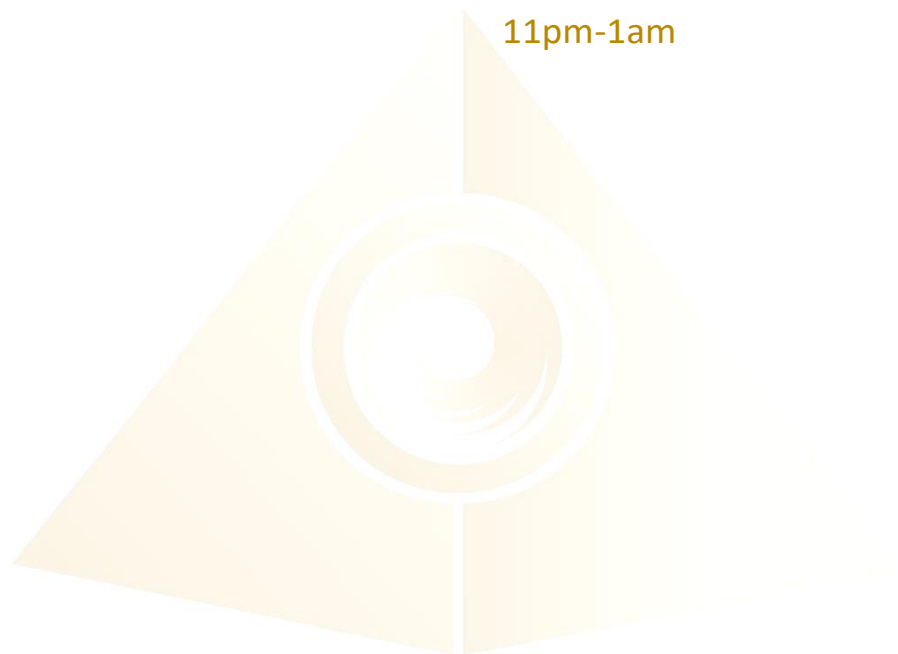
Soul Star & All Chakra



**3.5.4. Application on the time for Maximum Organs Energy**

Liver	1 am-3 am
Lungs	3am-5am
Large Intestine	5am-7am
Stomach	7am-9am
Spleen	9am-11am
Heart	11am-1pm
Small Intestine	1pm-3pm

Bladder	3pm-5pm
Kidneys	5pm-7pm
Vessels (Veins & Arteries) Pancreases	7pm-9pm
Endocrine and Reproductive Organs	9pm-11pm
Gallbladder	11pm-1am



## 4. Studies and Results after using Mandala Harmonizer

As a result of exposure of the device in the mode of the harmonizer of the room, after 1-4 days, a considerable improvement of the general state of the human user of the device has been taken place. The improvement of health, activity, overall health, resistance to infection, improve sleep has been stated. In some cases, the users' symptoms of existing chronic diseases have attenuated, and acute diseases flow much easier. The memory, vision of the operators of this device have been improved, they bear the working on computers and its duration much easier.

Drivers of vehicles note the reducing of fatigue and increasing the attention at the wheel, they are clearly oriented and operate in complex traffic situations much better.

Application of the device in schools improves students' achievements, and in kindergartens and nurseries – it significantly reduces the incidence of acute respiratory infections (especially the inclusion of the frequency range of 12 or 12 immunomodulation program).

The device adaptation period to the person is from 3 minutes to 24 hours, depending on the age, the presence of a variety of chronic diseases.

After a complete adaptation, the following changes occur:

- the mood improves; the working ability sharply increases; the lethargy, apathy, fatigue passes away; the cheerful and energetic state comes;
- the blood pressure normalizes in the direction of decreasing at hypertension and towards increasing at hypotension; sleep and appetite improves; headache passes away.

Later, at constant using the device, there is a positive change in the general state of health. In particular there is: easing or cessation of symptoms of chronic diseases, the normalization of the rhythm of the heart, blood pressure normalization, a significant increase of vitality, restoring potency in men. In some cases, there is an independent, without the use of medications, the cessation of acute attacks of headache and various pain syndromes.

When the owner of the device takes alcohol, then there is the following effect: If the device is turned on and the man drank a substantial dose, the stage of strong intoxication does not occur as long as the device is turned on. If the device is turned off, the intoxication occurs quickly enough. If a person drank alcohol when device is switched off and has reached a certain stage of intoxication, then there is a rapid sobering after the device has been turned on.



**Shall there be any inquiry, please contact us for further support.**

**Light Mandalas Co., Ltd. (Thailand Headquarters):**

- **Light Mandalas Website:** [www.light-mandalas.com](http://www.light-mandalas.com)
- **Official:** [info@light-mandalas.com](mailto:info@light-mandalas.com)
- **WeChat Support ID:** tianyuan0336,
- **Technical Support Email:** [chatchai@light-mandalas.com](mailto:chatchai@light-mandalas.com)
- **Training Support Email:** [m.maychell@light-mandalas.com](mailto:m.maychell@light-mandalas.com)

**Local agents contacts:**

- **Japan:** [japan@light-mandalas.com](mailto:japan@light-mandalas.com)
- **Taiwan:** [james.lu.bbl@gmail.com](mailto:james.lu.bbl@gmail.com), [acgangel650002@gmail.com](mailto:acgangel650002@gmail.com), [taiwan@light-mandalas.com](mailto:taiwan@light-mandalas.com)
- **Hong Kong:** [hongkong@light-mandalas.com](mailto:hongkong@light-mandalas.com)
- **Singapore:** [singapore@light-mandalas.com](mailto:singapore@light-mandalas.com)
- **Malaysia:** [malaysia@light-mandalas.com](mailto:malaysia@light-mandalas.com)
- **Hungary:** [hungary@light-mandalas.com](mailto:hungary@light-mandalas.com)
- **Switzerland, Germany, Austria, Netherlands:** [info@light-mandalas.ch](mailto:info@light-mandalas.ch)
- **France, Spain:** [france-spain@light-mandalas.com](mailto:france-spain@light-mandalas.com)
- **USA:** [usa@light-mandalas.com](mailto:usa@light-mandalas.com)
- **New Zealand, Australia:** [sally.yu@light-mandalas.com](mailto:sally.yu@light-mandalas.com)